

COUNTY OF GILLESPIE

Kelly Eckhardt
County Treasurer

Gillespie County Courthouse
101 West Main Street, Unit #5
Room 106

Office 830-997-6521
Fax 830-990-2307

FREDERICKSBURG, TEXAS
78624-3700

AFFIDAVIT


I, Kelly Eckhardt, Treasurer, in and for the County of Gillespie, State of Texas, hereby submit the attached report of investment transactions for all invested funds held by Gillespie County Treasurer for the month ending April 30, 2021 and I certify that these investments are in compliance with the local investment policy and the Public Funds Investment Act.




Kelly Eckhardt, Gillespie County Treasurer

| | |
|--|------------------|
| April 2021 Total Investment Pools | \$ 4,839,254.17 |
| April 2021 Total Collateralized CDs | \$ 3,067,275.13 |
| April 2021 Total Brokered CDs | \$ 2,470,000.00 |
| April 2021 Total Collateralized Sweep Accounts | \$ 24,155,676.94 |
| April 2021 Total Invested Funds | \$ 34,532,206.24 |

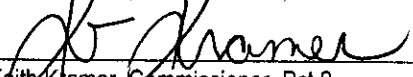
Presented, examined, and accepted at the regular term of Commissioners' Court on this the 10th day of May, 2021.




Mark Stroeher, County Judge



Charles Ofera, Commissioner, Pct. 1




Keith Kramer, Commissioner, Pct. 2



Dennis Neffendorf, Commissioner, Pct. 3



Donnie Schuch, Commissioner, Pct. 4



Mary Lynn Rische, County Clerk

Gillespie County Investments
4/30/2021

| Investment Pool Issuer | Maturity Date | Avg Int Rate | 4/1/2021 | Interest | Transfers to SSB&T Operating Account | Changes in Principal | 4/30/2021 |
|-------------------------------------|---------------|--------------|-----------------------|-----------------|--------------------------------------|----------------------|-----------------------|
| Texas Class-General Fund | on Demand | 0.08% | \$1,564,581.89 | \$107.98 | \$0.00 | | \$1,564,689.87 |
| Texas Class-GOB Series 2013 | on Demand | 0.08% | \$102,706.62 | \$7.09 | \$0.00 | | \$102,713.71 |
| TexPool-General Fund | on Demand | 0.01% | \$3,171,815.50 | \$35.09 | \$0.00 | | \$3,171,850.59 |
| Total Investment Pools | | 0.06% | \$4,839,104.01 | \$150.16 | \$0.00 | | \$4,839,254.17 |
| Average Investment Pool Rate | | | | | | | |

| Collateralized CD Issuer | Maturity Date | Interest Rate | 4/1/2021 | Interest | Transfers to SSB&T Operating Account | Changes in Principal | 4/30/2021 |
|---|---------------|---------------|-----------------------|-------------------|--------------------------------------|----------------------|-----------------------|
| SSB&T-4120 | 9/1/2021 | 2.15% | \$500,000.00 | \$1,796.58 | | \$0.00 | \$500,000.00 |
| SSB&T-0055 | 9/4/2021 | 2.15% | \$309,796.42 | \$565.70 | (\$1,796.58) | \$0.00 | \$310,362.12 |
| SSB&T-0253 | 10/3/2021 | 2.00% | \$411,461.31 | \$698.92 | \$0.00 | \$0.00 | \$412,160.23 |
| SSB&T-0576 | 12/10/2021 | 1.75% | \$357,713.48 | \$531.67 | \$0.00 | \$0.00 | \$358,245.15 |
| SSB&T-0154 | 9/11/2021 | 0.55% | \$255,746.76 | \$119.46 | \$0.00 | \$0.00 | \$255,866.22 |
| SSB&T-0220 | 3/11/2022 | 0.50% | \$257,971.00 | \$109.54 | \$0.00 | \$0.00 | \$258,080.54 |
| SSB&T-1707 | 4/9/2022 | 0.50% | \$0.00 | \$0.00 | \$0.00 | \$250,000.00 | \$250,000.00 |
| Total SSB&T Collateralized CDs | | | \$2,092,688.97 | \$3,821.87 | (\$1,796.58) | \$250,000.00 | \$2,094,714.26 |
| Average SSB&T CD Rate | | 1.37% | | | | | |

| | | | | | | | |
|---|------------|--------------|---------------------|-----------------|---------------|---------------|---------------------|
| Texas Regional Bank-4860 | 7/19/2021 | 1.57% | \$102,038.31 | \$136.06 | | | \$102,174.37 |
| Texas Regional Bank-7440 | 8/2/2021 | 2.05% | \$309,829.55 | \$539.44 | | | \$310,368.99 |
| Texas Regional Bank-4048 | 8/11/2021 | 1.80% | \$102,272.54 | \$156.35 | | | \$102,428.89 |
| Texas Regional Bank-7966 | 10/30/2021 | 0.35% | \$101,661.41 | \$30.22 | | | \$101,691.63 |
| Texas Regional Bank-7967 | 10/30/2021 | 0.35% | \$101,661.41 | \$30.22 | | | \$101,691.63 |
| Texas Regional Bank-4948 | 11/28/2021 | 0.20% | \$152,394.34 | \$25.89 | | | \$152,420.23 |
| Texas Regional Bank-0285 | 12/15/2021 | 0.35% | \$101,754.88 | \$30.25 | | | \$101,785.13 |
| Total Texas Regional Bank Collateralized CDs | | | \$971,612.44 | \$948.43 | \$0.00 | \$0.00 | \$972,560.87 |
| Average Collateralized CD Rate | | 1.18% | | | | | |

Gillespie County Investments
4/30/2021

| Brokered CD Issuer | Maturity | Interest | 4/1/2021 | Accrued Interest | Transfers to SSB&T Operating Account | Changes in Principal | 4/30/2021 | 4/1/2021 | 4/30/2021 |
|-------------------------------------|------------|--------------|-----------------------|--------------------|--------------------------------------|-----------------------|-----------------------|-----------------------|-----------------------|
| FNC-Valley National Bank | 4/8/2021 | 1.25% | \$246,000.00 | \$3,075.00 | (\$3,075.00) | (\$246,000.00) | \$0.00 | | |
| FNC-Truist Bank | 4/20/2021 | 1.15% | \$247,000.00 | \$2,832.72 | (\$2,832.72) | (\$247,000.00) | \$0.00 | | |
| FNC-Wex Bank | 7/9/2021 | 1.25% | \$241,000.00 | \$1,427.84 | \$1,502.12 | (\$1,502.12) | \$241,000.00 | \$241,802.53 | \$241,575.99 |
| Total FNC Brokered CDs | | | \$734,000.00 | \$7,335.56 | (\$4,405.60) | (\$494,502.12) | \$241,000.00 | \$241,802.53 | \$241,575.99 |
| Average FNC Brokered CD Rate | | 1.22% | | | | | | | |
| MSB-Ally Bank | 6/14/2021 | 2.40% | \$247,000.00 | \$2,241.27 | \$0.00 | | \$247,000.00 | \$248,210.30 | \$248,210.30 |
| MSB-Goldman Sachs | 6/14/2021 | 2.40% | \$247,000.00 | \$2,257.51 | \$0.00 | | \$247,000.00 | \$248,210.30 | \$248,210.30 |
| MSB-Morgan Stanley Private Bank | 6/14/2021 | 2.45% | \$246,000.00 | \$2,278.70 | \$0.00 | | \$246,000.00 | \$247,230.00 | \$247,230.00 |
| MSB-University Iowa Community CU | 6/14/2021 | 2.45% | \$249,000.00 | \$484.70 | (\$518.17) | | \$249,000.00 | \$250,227.57 | \$250,227.57 |
| MSB-BMW Bank North America | 8/30/2021 | 1.55% | \$248,000.00 | \$642.42 | \$0.00 | | \$248,000.00 | \$249,567.36 | \$249,567.36 |
| MSB-Morgan Stanley | 12/13/2021 | 1.75% | \$247,000.00 | \$1,646.10 | \$0.00 | | \$247,000.00 | \$249,946.71 | \$249,946.71 |
| MSB-Bellico Cr Un | 3/30/2022 | 1.30% | \$249,000.00 | \$0.00 | (\$574.92) | | \$249,000.00 | \$252,010.41 | \$252,010.41 |
| MSB-American Express | 3/31/2022 | 1.35% | \$248,000.00 | \$275.18 | \$0.00 | | \$248,000.00 | \$251,147.12 | \$251,147.12 |
| MSB-Cadence Bank | 3/31/2022 | 1.20% | \$248,000.00 | \$236.46 | (\$1,483.92) | | \$248,000.00 | \$250,762.72 | \$250,762.72 |
| Total MSB Brokered CDs | | | \$2,229,000.00 | \$10,062.34 | (\$2,276.96) | \$0.00 | \$2,229,000.00 | \$2,247,312.49 | \$2,247,312.49 |
| Average MSB Brokered CD Rate | | 1.87% | | | | | | | |

| Collateralized Sweep Account Issuer | Maturity Date | Interest Rate | 4/1/2021 | Interest | Deposits | Withdrawals | 4/30/2021 |
|--|---------------|---------------|------------------------|-------------------|-----------------------|-------------------------|------------------------|
| Security State Bank & Trust-General | on Demand | 0.10% | \$23,834,260.73 | \$1,996.72 | \$2,754,745.55 | (\$2,761,516.32) | \$23,829,486.68 |
| Security State Bank & Trust-GOB 2013-I&S | on Demand | 0.10% | \$256,815.80 | \$22.10 | \$20,974.46 | \$0.00 | \$277,812.36 |
| Security State Bank & Trust-2013 Jail Project | on Demand | 0.10% | \$48,373.92 | \$3.98 | \$0.00 | \$0.00 | \$48,377.90 |
| Total Collateralized Sweep Accounts | | | \$24,139,450.45 | \$2,022.80 | \$2,775,720.01 | (\$2,761,516.32) | \$24,155,676.94 |
| Average Collateralized Sweep Account Rate | | 0.10% | | | | | |
| Total Invested Funds | | | \$35,005,855.87 | | | | \$34,532,206.24 |

Pledge Report by Maturity Date
Pledge B: GILLESPIE COUNTY - TEXAS

Safeguarding SK

| Receipt | Code | Cusip | ID # | Current Face | Original Face | Description | ASC | Moody / S&P | Coupon | Maturity | Book Value | Fair Value |
|---------|------------|-------|--------|--------------|---------------|--|-----|-------------|--------|--------------|------------|------------|
| 1006 | 262061MV3 | | 103666 | 250,000.00 | 250,000.00 | DRIPPING SPRINGS TX ISD GO PSF QTEO PR | HTM | NR / AAA | 3.000 | * 08/15/2021 | 250,843.94 | 252,092.19 |
| 1006 | 881830K69 | | 103729 | 380,000.00 | 380,000.00 | TEXARKANA TX GO QTEO | HTM | NR / AA- | 3.500 | 02/15/2022 | 386,234.79 | 389,566.71 |
| 1006 | 899474UY4 | | 103514 | 310,000.00 | 310,000.00 | TULOSO-MIDWAY TX ISD REF GO PSF QTEC | HTM | NR / AAA | 3.000 | 02/15/2022 | 312,386.40 | 316,954.30 |
| 1006 | 932440BS8 | | 103584 | 385,000.00 | 385,000.00 | WALLER CNTY TX GO BDS 2017 QTEO | HTM | NR / AA | 3.000 | 02/15/2022 | 388,496.37 | 393,171.89 |
| 1006 | 046573GE5 | | 103474 | 430,000.00 | 430,000.00 | ATASCOSA CNTY TX C/O GO QTEO | HTM | NR / AA- | 3.000 | 02/01/2023 | 437,049.39 | 449,941.96 |
| 1006 | 929831FX8 | | 103497 | 450,000.00 | 450,000.00 | WACO TX C/O GO QTEO | HTM | Aa1 / AA+ | 3.000 | 02/01/2023 | 456,621.47 | 470,869.49 |
| 1006 | 157789GX0 | | 103579 | 480,000.00 | 480,000.00 | CHAMBERS CNTY TX GO QTEO | HTM | NR / AA | 3.000 | 03/01/2023 | 490,033.43 | 504,110.88 |
| 1006 | 006514GC1 | | 103457 | 250,000.00 | 250,000.00 | ADDICKS TX UD WW & SS GO BAM QTEO | HTM | NR / AA | 2.250 | 09/01/2023 | 248,663.01 | 259,039.72 |
| 1006 | 970007LR9 | | 103369 | 230,000.00 | 230,000.00 | WILLIAMSON CNTY TX WW&SS IRR & DRAJ | HTM | A3 / AA | 3.000 | 09/01/2023 | 231,063.82 | 232,056.97 |
| 1006 | 016140NG6 | | 103484 | 210,000.00 | 210,000.00 | ALICE TX REF GO AGM QTEO | HTM | NR / AA | 4.000 | 02/01/2024 | 218,171.48 | 230,500.86 |
| 1006 | 286525QG8 | | 103472 | 395,000.00 | 395,000.00 | ELGIN TX C/O GO BAM QTEO | HTM | Baa1 / AA | 4.000 | 07/15/2024 | 415,271.67 | 434,746.33 |
| 1006 | 877294SS8 | | 103577 | 260,000.00 | 260,000.00 | TAYLOR TX GO REF BDS 2017 QTEO | HTM | NR / AA- | 4.000 | 08/15/2024 | 276,017.74 | 289,684.29 |
| 1006 | 006514GD9 | | 103458 | 250,000.00 | 250,000.00 | ADDICKS TX UD WW & SS GO BAM QTEO | HTM | NR / AA | 2.500 | 09/01/2024 | 248,873.00 | 259,646.65 |
| 1006 | 046573GG0 | | 103487 | 460,000.00 | 460,000.00 | ATASCOSA CNTY TX C/O GO QTEO | HTM | NR / AA- | 3.000 | 02/01/2025 | 471,769.18 | 501,471.70 |
| 1006 | 078275X25 | | 103451 | 925,000.00 | 925,000.00 | BELLAIRE TX REF GO QTEO | HTM | NR / AAA | 2.000 | 02/15/2025 | 915,454.60 | 979,769.08 |
| 1006 | 38588NEZ8 | | 102903 | 250,000.00 | 250,000.00 | GRAND LAKES MUD #1 TX GO AGM QTEO | AFS | NR / AA | 4.000 | 04/01/2025 | 252,689.89 | 257,621.64 |
| 1006 | 622707RU3 | | 102910 | 250,000.00 | 250,000.00 | MOUNT PLEASANT TX ISD GO BAM SINK Q | HTM | A1 / AA | 3.500 | 08/15/2025 | 250,000.00 | 252,261.93 |
| 1006 | 770043KPI | | 102653 | 250,000.00 | 250,000.00 | ROANOKE TX GO QTEO | HTM | NR / AA | 3.750 | 08/15/2025 | 250,613.26 | 252,334.45 |
| 1006 | 89440AFZ6 | | 103395 | 295,000.00 | 295,000.00 | TRAVIS CNTY TX MUD #11 REF GO BAM SIP | AFS | NR / AA | 4.000 | 08/15/2025 | 308,566.57 | 316,398.64 |
| 1006 | 626752SV2 | | 102862 | 285,000.00 | 285,000.00 | MURPHY TX WW & SS GO SINK QTEO | HTM | NR / AA+ | 3.500 | 02/15/2026 | 291,326.78 | 309,300.77 |
| 1006 | 34682EKR3 | | 103295 | 585,000.00 | 585,000.00 | FORT BEND CNTY TX MUD #123 GO BAM Q | AFS | A3 / AA | 4.000 | 09/01/2026 | 608,226.34 | 632,381.44 |
| 1006 | 016140NL5 | | 103483 | 490,000.00 | 490,000.00 | ALICE TX REF GO AGM QTEO | HTM | NR / AA | 4.000 | 02/01/2028 | 513,433.56 | 562,523.18 |
| 1006 | 566022QD4 | | 102870 | 500,000.00 | 500,000.00 | MARBLE FALLS TX GO QTEO | HTM | NR / AA | 4.000 | 02/01/2028 | 516,393.25 | 544,612.04 |
| 1006 | 626752SX8 | | 102861 | 305,000.00 | 305,000.00 | MURPHY TX WW & SS GO SINK QTEO | HTM | NR / AA | 4.000 | 02/15/2028 | 313,945.14 | 334,138.81 |
| 1006 | 31307CQ80 | | 102578 | 225,967.87 | 225,967.87 | FHLMC J #24065 | HTM | NR / AA+ | 4.000 | 06/01/2028 | 225,316.97 | 236,048.86 |
| 1006 | 36179NFD5 | | 102601 | 222,931.11 | 222,931.11 | GNMA II #MA1064 | HTM | | 2.500 | 06/20/2028 | 222,054.26 | 234,606.01 |
| 1006 | 36179NHLJ0 | | 102604 | 210,543.36 | 210,543.36 | GNMA II #MA1133 | HTM | | 2.500 | 07/20/2028 | 210,345.59 | 221,569.51 |
| 1006 | 121295FY0 | | 103325 | 480,000.00 | 480,000.00 | BURKBURNETT TX C/O WW & SS GO BAM | HTM | NR / AA | 3.000 | 02/15/2029 | 499,701.04 | 529,205.80 |
| 1006 | 921237DH3 | | 103520 | 255,000.00 | 255,000.00 | VAN TX C/O GO BAM SINKING FUND QTEO | HTM | A3 / AA | 3.000 | 08/15/2029 | 257,034.42 | 282,863.48 |
| 1006 | 782203CD3 | | 103496 | 425,000.00 | 425,000.00 | RUSK TX WW & SWR SYS C/O BAM-TCRS G | AFS | NR / AA | 4.000 | 02/15/2030 | 430,181.82 | 435,423.10 |
| 1006 | 924648ISR | | 103392 | 525,000.00 | 525,000.00 | VERNON TX REF GO SINKING FUND Q | HTM | NR / AA | 4.000 | 03/15/2030 | 572,095.19 | 602,501.45 |
| 1006 | 488818EP6 | | 103449 | 215,000.00 | 215,000.00 | KENEDY TX C/O GO SINKING FUND QTEO | HTM | NR / AA- | 4.000 | 05/01/2030 | 226,570.62 | 241,458.60 |
| 1006 | 970667WL1 | | 103732 | 500,000.00 | 500,000.00 | WILLIS TX ISD REF BDS 2012 GO PSF QTEO | HTM | Aaa / NR | 2.750 | 02/15/2031 | 504,046.01 | 508,742.98 |
| 1006 | 077131UT8 | | 103490 | 285,000.00 | 285,000.00 | BEEVILLE TX C/O GO AGM SINKING FUND | HTM | NR / AA | 4.000 | 08/15/2031 | 298,187.59 | 312,900.67 |
| 1006 | 3128P73X9 | | 102571 | 331,427.86 | 331,427.86 | FHLMC C #91714 | HTM | | 3.000 | 07/01/2033 | 330,375.71 | 349,337.07 |
| 1006 | 36225CS51 | | 101528 | 60,314.68 | 60,314.68 | GNMA II #80856 ADJ RT | AFS | | 2.000 | 03/20/2034 | 60,304.06 | 61,548.92 |
| 1006 | 36225DH49 | | 101551 | 71,529.96 | 71,529.96 | GNMA II #81150 ADJ RT | AFS | | 2.125 | 11/20/2034 | 71,529.96 | 72,995.11 |

Note: Refer to the U.S. Government and Agency Ratings report for ratings on treasury, agency and pass through securities.



9601 McAllister Freeway, Suite 301, San Antonio, Texas 78216-4633
 (210) 224-5492
 (210) 224-8787

II. Pledge & Safekeeping Reports

Security State Bank & Trust
 Fredericksburg, TX

Pledge Report by Maturity Date
 Pledge B: GILLESPIE COUNTY - TEXAS

As of 04/30/21
 Page 157

Safekeeping SK

| Receipt | Code | Cusip | ID # | Current Face | Original Face | Description | ASC | 320 | Moody / S&P | Coupon | Maturity | Book Value | Fair Value |
|---------|------|-----------|----------|---------------|---------------|-----------------------|-----|-----|-------------|--------|------------|---------------|---------------|
| | 1006 | 36225DHX5 | 101552 | 33,865.94 | 2,000,000.00 | GNMA II #81145 ADJ RT | AFS | | | 2.125 | 11/20/2034 | 33,834.56 | 34,478.44 |
| | 1006 | 36225ESX6 | 101907 | 65,835.86 | 1,000,000.00 | GNMA II #82661 ARM | AFS | | | 2.125 | 11/20/2040 | 65,835.86 | 67,472.01 |
| | 1006 | 36225ESX6 | 101913 | 65,835.86 | 1,000,000.00 | GNMA II #82661 ARM | AFS | | | 2.125 | 11/20/2040 | 65,835.86 | 67,472.01 |
| | | | Items 40 | 12,848,252.50 | 22,661,948.00 | | | | | 3.267 | | 13,125,394.60 | 13,684,020.14 |

Status Codes: N = New Purchase S = Sold M = Matured C = Called O = Paid Off * = Pre-refunded T = ASC 320 Transfer I = Impaired
 Note: Refer to the U.S. Government and Agency Ratings report for ratings on treasury, agency and pass through securities.

FIMSER

(210) 224-5492
 (210) 224-8787
 9601 McAllister Freeway, Suite 301, San Antonio, Texas 78216-4633

II. Pledge & Safekeeping Reports

FHLBANK
DALLAS

Security State Bank & Trust
P.O. Box 471
Fredericksburg, TX 78624

Custodial Letter of Credit
Pledge Allocation Pledge Receipt

Pledge Reference #: 27000318-1 Member FHFA ID: 13389 Effective Date: 12/27/2019

Pledge allocation for the below beneficiary has been pledged

Gillespie County,
Kelly Eckhardt, County Treasurer
101 West Main St
Rm 5
Fredericksburg, TX 78624

Pledged Amount: \$10,000,000.00

Letter of Credit # 27000318
LOC Maturity Date 12/20/2021
LOC Issue Date 12/27/2019

IN ORDER TO COMPLY WITH 2257.045(C)(2) OF THE TEXAS GOVERNMENT CODE, PROMPTLY, BY THE CLOSE OF BUSINESS TODAY, DELIVER A COPY OF THIS TRUST RECEIPT TO YOUR DEPOSITOR.

FHLBANK
DALLAS

Security State Bank & Trust
P.O. Box 471
Fredericksburg, TX 78624

Custodial Letter of Credit
Pledge Allocation Pledge Receipt

Pledge Reference #: 27000316-4 Member FHFA ID: 13389 Effective Date: 05/04/2020

Pledge allocation for the below beneficiary has been pledged

Gillespie County
Kelly Eckhardt, County Treasurer
101 West Main St
Rm 5
Fredericksburg, TX 78624

Pledged Amount: \$10,000,000.00

Letter of Credit # 27000316
LOC Maturity Date 12/20/2021
LOC Issue Date 12/20/2019

~~IN ORDER TO COMPLY WITH 2257.045(C)(2) OF THE TEXAS GOVERNMENT CODE, PROMPTLY, BY THE CLOSE OF BUSINESS TODAY, DELIVER A COPY OF THIS TRUST RECEIPT TO YOUR DEPOSITOR.~~

Pledges By Pledgee And Maturity

BBA

Pledged To: GILLESPIE CO

Texas Regional Bank - McAllen, TX

As Of 4/30/2021

| Receipt# Safekeeping Location | CUSIP | ASC 320 | Description Maturity | Prerefund | Pool/Type Coupon | Moody S&P | Original Face Pledged Percent | Original Face | Pledged | | Market Value |
|--|-----------|---------|-------------------------|-----------|---------------------|--------------|----------------------------------|---------------|---------------------|---------------------|---------------------|
| | | | | | | | | | Par | Book Value | |
| FHLB: FED HOME LOAN BANK | 31410LGN6 | AFS | FNMA 15YR 01/01/27 | | 890405 3.50 | | 1,655,000.00 100.00% | 1,655,000.00 | 180,396.92 | 185,397.44 | 192,847.30 |
| FHLB: FED HOME LOAN BANK | 3128MECD1 | AFS | FHLMC 15YR 11/01/29 | | G15268 3.50 | | 1,700,000.00 100.00% | 1,700,000.00 | 470,909.25 | 492,798.79 | 512,665.84 |
| FHLB: FED HOME LOAN BANK | 3138ETYH3 | AFS | FNMA 20YR 04/01/36 | | AL8811 4.00 | | 1,625,000.00 100.00% | 1,625,000.00 | 689,851.08 | 730,834.07 | 759,437.44 |
| 3 Securities Pledged To: L - GILLESPIE CO | | | | | | | | | 1,341,157.25 | 1,409,030.30 | 1,464,950.58 |

Although the information in this report has been obtained from sources believed to be reliable, its accuracy cannot be guaranteed.
5/3/2021 8:59 AM - JDB / TRBC